




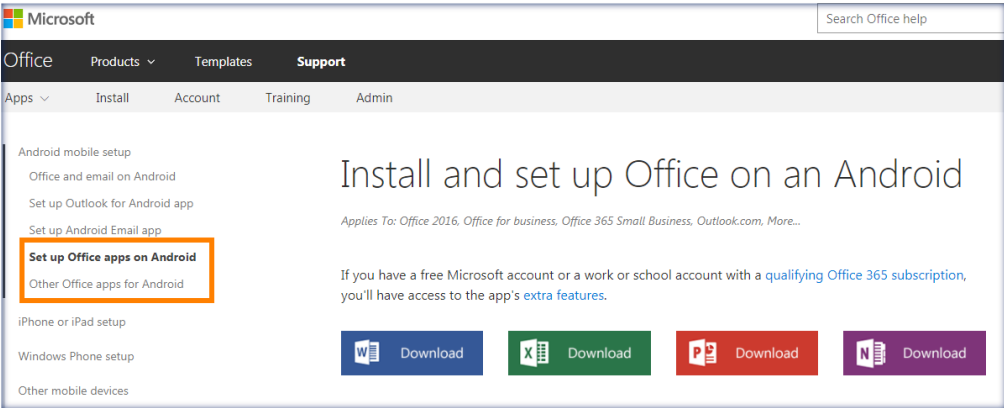
	<b>Instructions</b>	<b>Office 365_Mobile Devices-Tablets and Smart Phones</b>
<b>Information Overview</b>	Tablet, Smart Phone and Phablets (phone and tablet)	<p>Tablets, Phones, Phablets use <b>applications</b> rather than <b>software</b> installations. This means that to use Office 365 on your mobile device, you would need to download an application (like MS Word or MS Excel). Software is an all-encompassing term for computer data while an application is a type of software that does a certain task. Recommendation to always keep a copy of your course materials and/or work submitted.</p> <p>With your Trident email, you can save your files to Microsoft <b>OneDrive</b>.  (Cloud Storage)</p>
<b>Prerequisites</b>	Download Microsoft <b>OneDrive</b>	<p>As most Mobile devices have limited storage space, we recommend that you go to your App Store and download Microsoft <b>OneDrive</b>  (<b>Refer to Option One</b>). <b>OneDrive</b> is <b>Cloud storage</b> which is a cloud computing model in which data is stored on remote servers accessed from the Internet, or "cloud."</p>
<b>Procedure</b>	Link to MS Mobile Devices Requirements	<a href="https://products.office.com/en-us/office-system-requirements#Mobile-devices-section">https://products.office.com/en-us/office-system-requirements#Mobile-devices-section</a>
	Link to installing MS Office for Android applications	<a href="https://support.office.com/en-us/article/Install-and-set-up-Office-on-an-Android-cafe9d6f-8b0c-4b03-b20a-12438a82a22d?ui=en-US&amp;rs=en-US&amp;ad=US&amp;fromAR=1">https://support.office.com/en-us/article/Install-and-set-up-Office-on-an-Android-cafe9d6f-8b0c-4b03-b20a-12438a82a22d?ui=en-US&amp;rs=en-US&amp;ad=US&amp;fromAR=1</a>
	<b>Option One:</b>	<b>Downloading Office 365 for Mobile devices</b>
<b>Option One: Step 1</b>	Log onto your device	<p>Go to your App (application) Store like <b>Google Play</b>  for Android and Apple's iTunes </p>

<p><b>Option One:</b> <i>Step 2</i></p>	<p>Search for which application you want</p>	<p>Example: Search for <b>MS OneDrive</b> and <b>MS Word</b>, find and download the app (application). You will verify or authenticate license by logging in with your Trident email and password.</p>  <p>This will install the following apps on your computer: Word, Excel, PowerPoint, OneNote, Access, Publisher, Outlook, Skype for Business, OneDrive for Business</p> <p>Word Excel PowerPoint OneNote Access Publisher Outlook Skype for Business OneDrive for Business</p>
<p><b>Option One:</b> <i>Step 3</i></p>	<p>Once the application is downloaded</p>	<p>Open the application like <b>MS OneDrive</b> or <b>MS Word</b> and you will Activate the application using your Trident Email and password.</p>
	<p><i>Option Two:</i></p>	<p><i>Set up Office on an Android</i></p>
<p><b>Option Two:</b> <i>Step 1</i></p>	<p>Install and set up Office on an Android by selecting the link on the right</p> <ul style="list-style-type: none"> <li>▪ Select the application you want and download</li> <li>▪ Once software is downloaded open and 'Run' to install.</li> <li>▪ Activate using your Trident email and password.</li> </ul>	<p><a href="https://support.office.com/en-us/article/Install-and-set-up-Office-on-an-Android-cafe9d6f-8b0c-4b03-b20a-12438a82a22d?ui=en-US&amp;rs=en-US&amp;ad=US&amp;fromAR=1">https://support.office.com/en-us/article/Install-and-set-up-Office-on-an-Android-cafe9d6f-8b0c-4b03-b20a-12438a82a22d?ui=en-US&amp;rs=en-US&amp;ad=US&amp;fromAR=1</a></p>  <p>Microsoft Search Office help</p> <p>Office Products Templates Support</p> <p>Apps Install Account Training Admin</p> <p>Android mobile setup</p> <ul style="list-style-type: none"> <li>Office and email on Android</li> <li>Set up Outlook for Android app</li> <li>Set up Android Email app</li> <li><b>Set up Office apps on Android</b></li> <li>Other Office apps for Android</li> </ul> <p>iPhone or iPad setup</p> <p>Windows Phone setup</p> <p>Other mobile devices</p> <p>Install and set up Office on an Android</p> <p>Applies To: Office 2016, Office for business, Office 365 Small Business, Outlook.com, More...</p> <p>If you have a free Microsoft account or a work or school account with a qualifying Office 365 subscription, you'll have access to the app's extra features.</p> <p>Download Download Download Download</p>
<p><i>Version</i></p>	<p>Published: 10 July 2017</p>	<p>Office 365 – How to Access Office 365 applications Online for Mobile Devices and Chromebook_v1.0</p>