

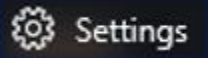
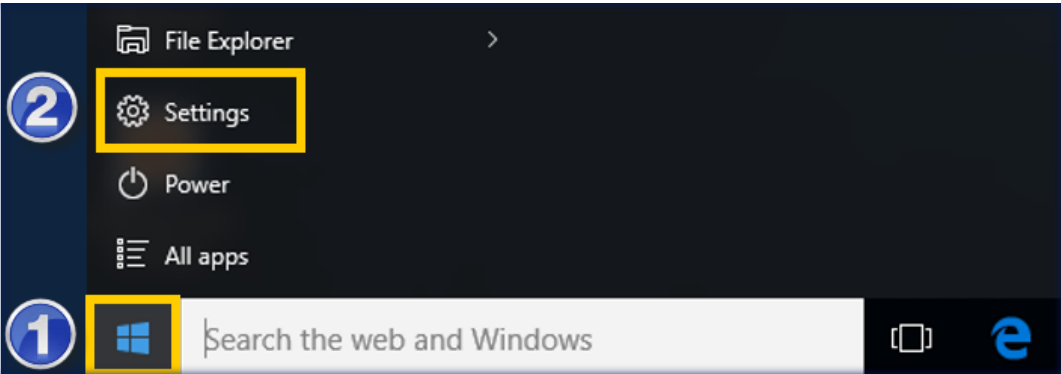
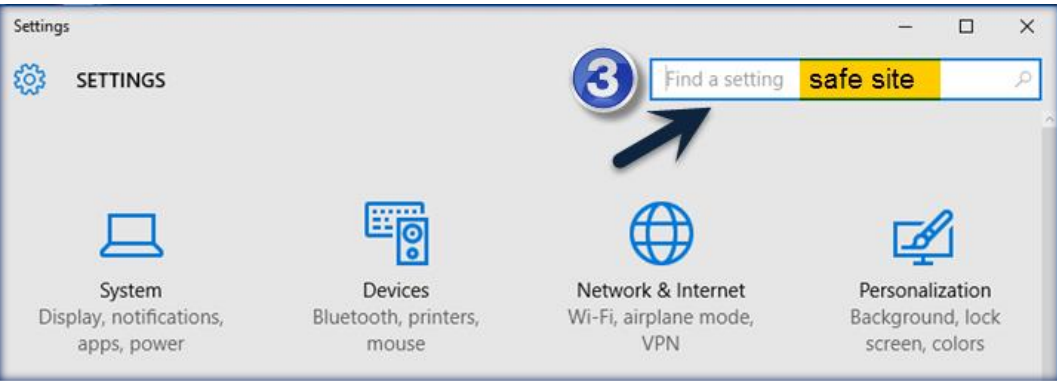
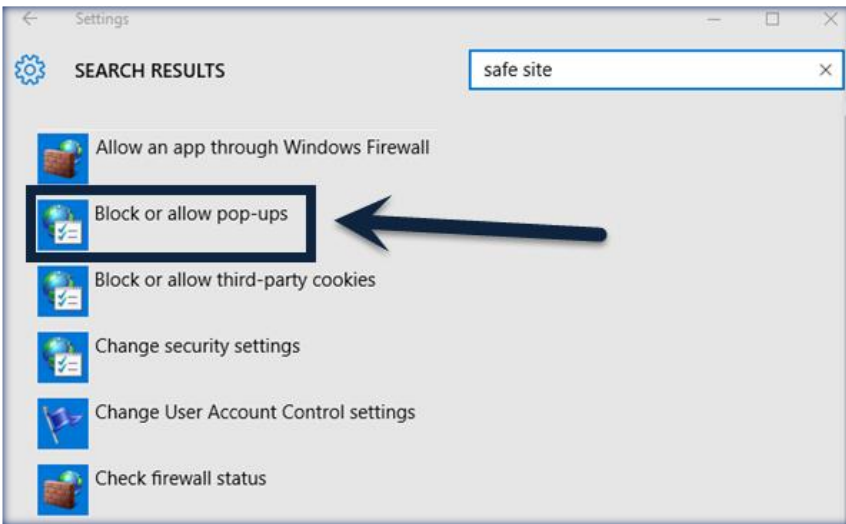
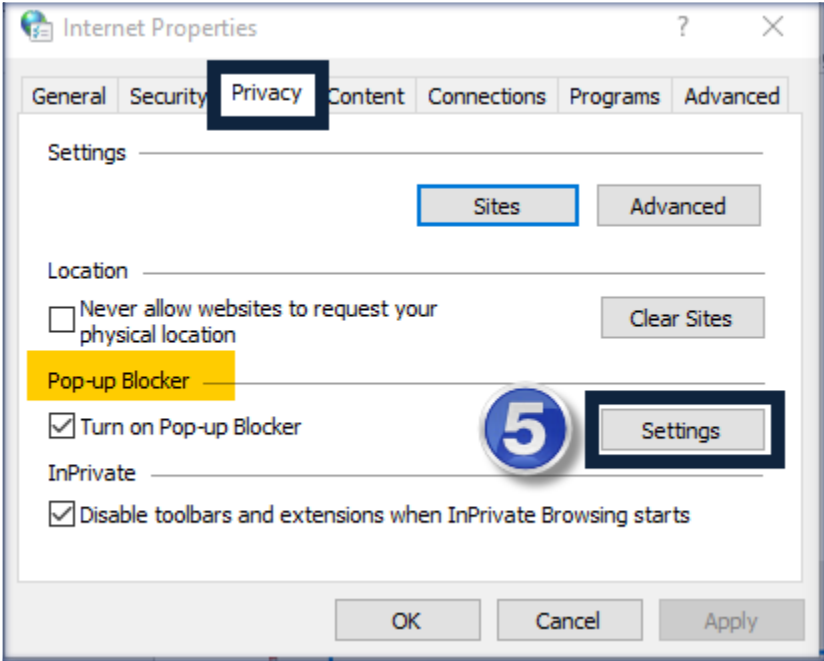


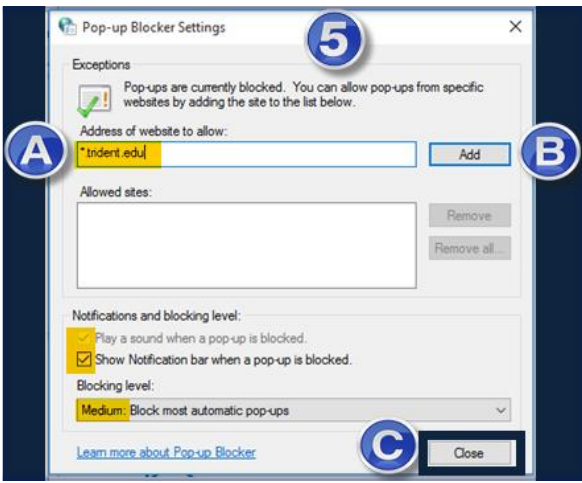
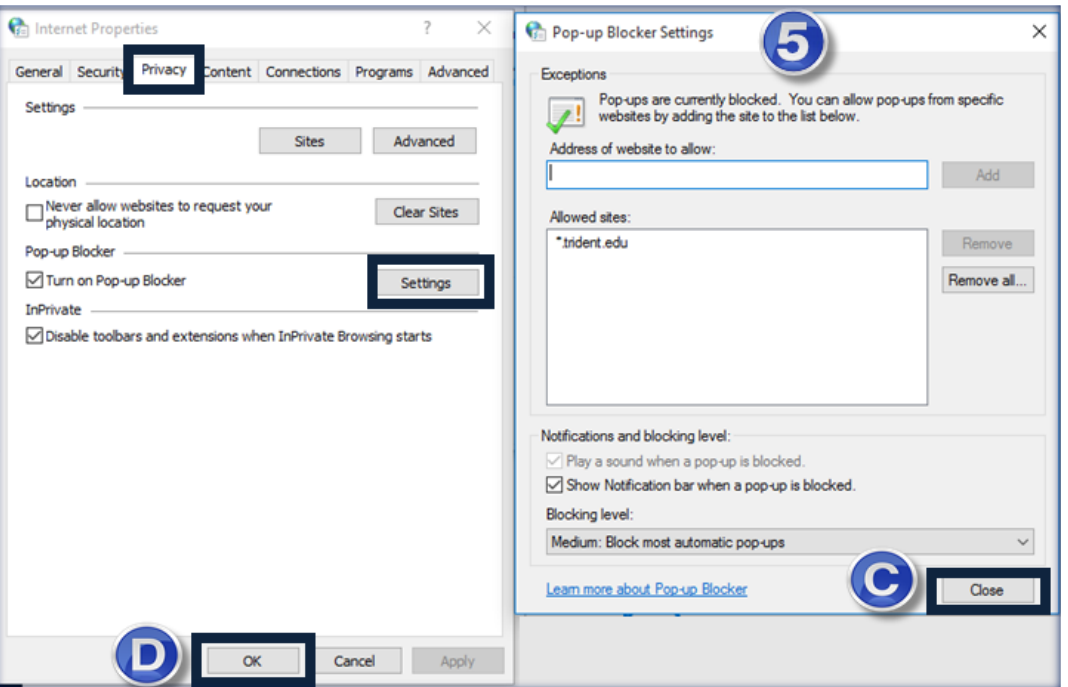



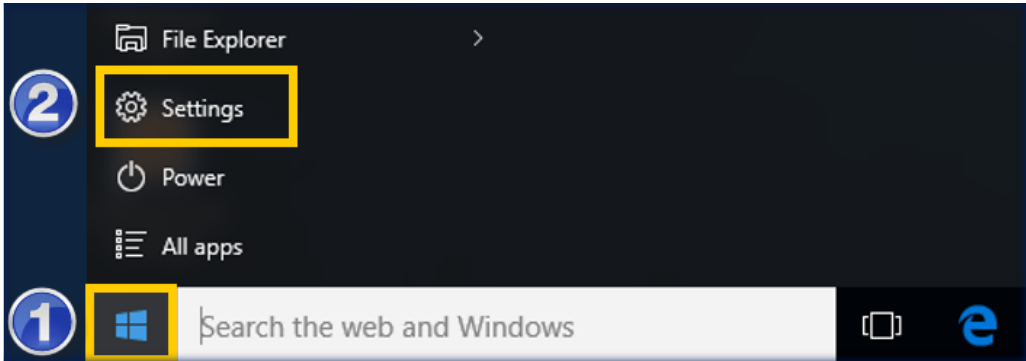



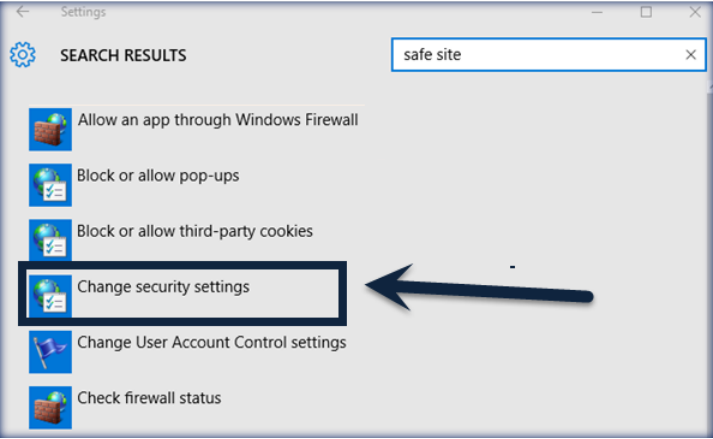
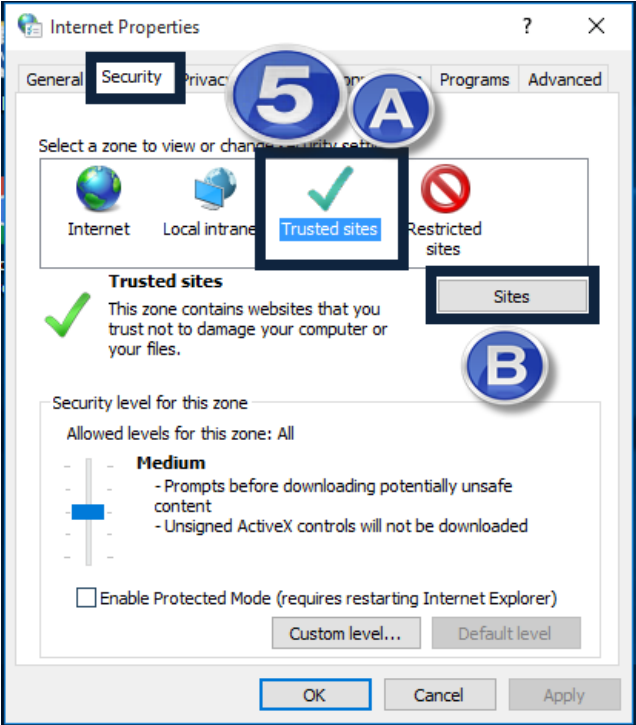
	<h2>Pop-Up Blockers</h2>	<p>To add *.trident.edu to your popup blockers. Note: * is a wild card. When you combine * with .trident.edu this your browser to allow any pop-ups from .trident.edu.</p>
<p>Step 1</p>	<p>Go to you 'Start' button </p>	
<p>Step 2</p>	<p>Now from your options select 'Settings'</p> 	
<p>Step 3</p>	<p>Now type in your search field type in 'safe site'</p>	

<p>Step 4</p>	<p>Now select 'Block or allow pop-ups'</p>	
<p>Step 5</p>	<p>In the 'Privacy' tab under 'Pop-up Blocker' select the 'Settings' button</p>	

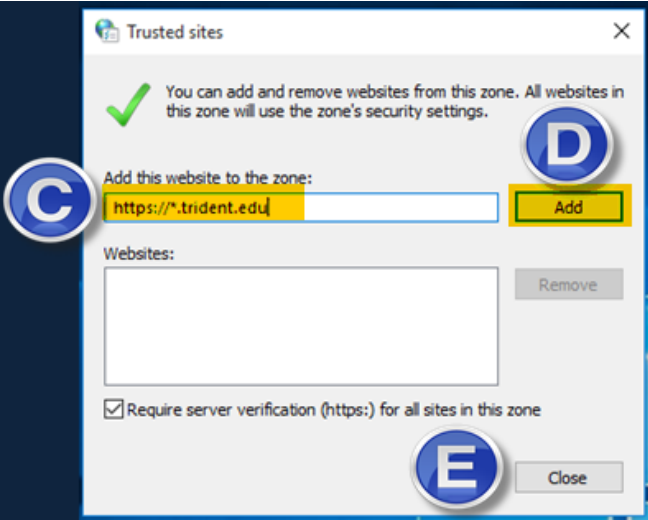
<p>Step 5 - A</p>	<p>In the field 'Address of website to allow:' Type in *.trident.edu</p>	
<p>Step 5 - B</p>	<p>Click on 'ADD' button</p>	

<p>Step 5 - C</p>	<p>Click on 'Close' button</p>	
<p>Step 5 - D</p>	<p>In 'Privacy' tab you can click on 'OK' button to close as you have finished adding your pop-up blocker exception.</p>	

	<h2>Adding a Safe Site</h2>	<p>To add https://*.trident.edu to your safe sites. Note: * is a wild card that tells your browser that anything with .trident.edu to safe to access.</p>
<p>Step 1</p>	<p>Go to you 'Start' button </p>	
<p>Step 2</p>	<p>Now from your options select 'Settings'</p> 	
<p>Step 3</p>	<p>Now type in your search field type in 'safe site'</p>	

<p>Step 4</p>	<p>Now select 'Change security settings'</p>	
<p>Step 5 – A & B</p>	<p>You will see a pop up window with 'Security' tab selected</p> <p>A. Click on 'Trusted Sites'</p> <p>B. One you select 'Trusted Sites' you will see 'Sites' button activated, click on 'Site' button.</p>	

Windows 10 Edge browser

<p>Step 5 – C, D & E</p>	<p>C. Type in the field 'Add this website to the zone:' https://*.trident.edu D. Click on 'Add' button E. Click on 'Close' button</p>	
<p>Step 5 - F</p>	<p>Now you can click on OK and you are finished adding *.trident.edu as a safe site to your browser</p>	